

NMRTL6

LED Trimless Multiple Lighting System

Source: 30W LED

2100lm per module

Type

Project

Catalog No.

Notes

PRODUCT DESCRIPTION

Multi-LED functionality and architectural aesthetics define LED Trimless Multiple Lighting System. This recessed family of fixtures are available in one to three LED linear configurations, must specify LED modules separately. These LED trimless units can be installed in new or remodel construction with drywall ceilings. The finished look blends with the ceiling line with no visible flange. Accessories include a frame for new construction rough-in and a flange kit for application where trimless does not work.

CONSTRUCTION

Housing: 0.05" galvanized steel with ventilation openings for proper heat dissipation. A separate driver compartment with eight 1/2" knockouts for in and out wiring. Housing includes adjustable brackets for various ceiling depths and separate mud ring for finishing.

Minimum Clearance: Requires a minimum clearance of 3" from thermal insulation and 1/2" from any adjacent building components.

LED Module(s): Each driver includes a quick connect that easily attaches to quick connect from the LED module. Drivers can be supplied with a single supply or individual supply line for independent control. Lamp holders simply twist and lock into housing, and specified in black or white.

Thermal Protector: Standard UL thermal protection provided to guard against overheating and misuse of insulation over and around fixture. Vent holes in housing allow greater airflow.

ELECTRICAL

Input Voltage: 120-277V

Lumens / Wattage Per Head: 2100lm / 30W

Color Temperature: 2700K, 3000K, 3500K, 4000K

Color Rendering Index: 90+ CRI

Beam Spread: 16° Spot or 32° Narrow Flood

Operating Temperature: 0°-35°C

Lifetime: 36,000 hours @ L70

Dimming: 0-10V

OPTIONAL ACCESSORIES

Multiple lighting housings can be converted to new construction installations or flanged units with accessories.

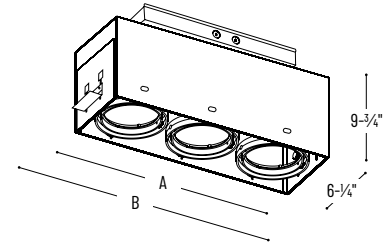
Catalog No.	Description
NMRTL-F1	(1) Head frame-in for new construction installation
NMRTL-F2	(2) Head frame-in for new construction installation
NMRTL-F3	(3) Head frame-in for new construction installation
NMRTL-1FK	(1) Head flange kit (Black or White finish)
NMRTL-2FK	(2) Head flange kit (Black or White finish)
NMRTL-3FK	(3) Head flange kit (Black or White finish)

LABELS AND LISTINGS

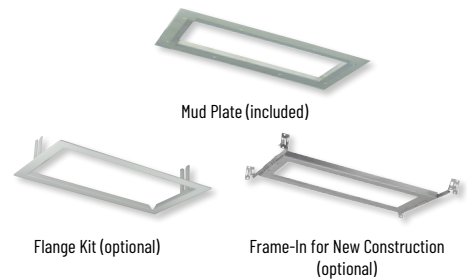
- . cULus Listed for Damp Locations
- . ENERGY STAR® Certified
- . 5-Year Limited Warranty



PRODUCT IMAGES AND DIMENSIONS



Dimensions	Length (A)	Length w/ Bracket (B)	Ceiling Cut-Out
1 Head	6-1/4"	9-3/4"	6-1/4" x 6-1/4"
2 Head	12-1/4"	15"	12-1/4" x 6-1/4"
3 Head	18-1/2"	21"	18-1/2" x 6-1/4"



Trimless Multiple Lighting System

# of Heads	Dimming	Color Temperature	Beam Spread	Finish
NMRTL6-11 = 1 Head	D6 = 120-277V; 0-10V	L1927 = 2700K	(blank) = 32° Narrow Flood S = 16° Spot	B = Black W = White
NMRTL6-12 = 2 Heads		L1930 = 3000K		
NMRTL6-13 = 3 Heads		L1935 = 3500K L1940 = 4000K		

Optional Accessories

Description
NMRTL-F1 = 1-Head Frame-In for New Construction
NMRTL-F2 = 2-Head Frame-In for New Construction
NMRTL-F3 = 3-Head Frame-In for New Construction
NMRTL-1FKB = 1-Head Flange Kit, Black
NMRTL-1FKW = 1-Head Flange Kit, White
NMRTL-2FKB = 2-Head Flange Kit, Black
NMRTL-2FKW = 2-Head Flange Kit, White
NMRTL-3FKB = 3-Head Flange Kit, Black
NMRTL-3FKW = 3-Head Flange Kit, White

Example: **NMRTL6-13D6L1930SB** - Trimless Multiple Three Head LED Gimbal, 2100lm / 30W per head, 3000K, 16° Spot, Black finish

NMRTL

LED Trimless Multiple Lighting System Photometrics

Type

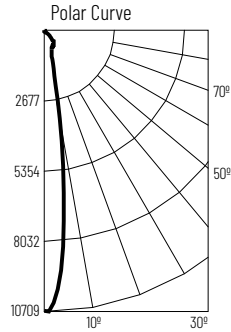
Project

Catalog No.

Notes

Test Information

Test Number: NTM1004
 Part Number: NMRTL-11D6L1930SW
 Beam Spread: 16° Spot
 Lumens: 2089lm
 Wattage: 28.4W
 Efficacy: 73lpw
 CCT / CRI: 3000K / 90 CRI
 Spacing Criteria (0°-180): 0.28
 Spacing Criteria (90°-270): 0.28



Illuminance at a Distance

Distance from Luminaire	FC at Nadir	Beam Diameter
4'	667fc	1'-1"
6'	297fc	1'-8"
8'	167fc	2'-4"
10'	107fc	2'-10"
12'	74.1fc	3'-5"

Zonal Lumen Summary

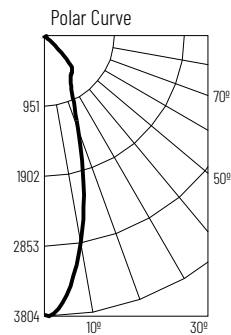
Zone	Lumens	% Luminaire
0-30	1364	65.3
0-40	1762	84.4
0-60	2043	97.8
0-90	2065	98.8
90-180	25	1.2
0-180	2089	100

Candela Table

Vertical Angles	Candela
0	10675
5	8252
15	1293
25	709
35	643
45	331

Test Information

Test Number: NTM1005
 Part Number: NMRTL-11D6L1930W
 Beam Spread: 32° Flood
 Lumens: 2048lm
 Wattage: 28.9W
 Efficacy: 71lpw
 CCT / CRI: 3000K / 90 CRI
 Spacing Criteria (0°-180): 0.54
 Spacing Criteria (90°-270): 0.54



Illuminance at a Distance

Distance from Luminaire	FC at Nadir	Beam Diameter
4'	237fc	2'-4"
6'	105fc	3'-5"
8'	59.2fc	4'-7"
10'	37.9fc	5'-8"
12'	26.3fc	6'-11"

Zonal Lumen Summary

Zone	Lumens	% Luminaire
0-30	1301	63.5
0-40	1701	83.1
0-60	2011	98.2
0-90	2038	99.5
90-180	9	0.5
0-180	2048	100

Candela Table

Vertical Angles	Candela
0	3788
5	3497
15	2035
25	910
35	635
45	385